


LORNA KNIGHTINGALE  
PHOTOGRAPHY

*Sitting Baby*



SESSION PRICING &  
BOOKING INFORMATION

2022



*Welcome*

Long before my own children were born, I really understood the value of photography and the printed photograph.

I have about a dozen torn, faded and some blurry polaroid snaps of my Mum and me together. I was her first, and she was mine.

The last photograph I have was taken on her 26th Birthday, one week before Leukaemia took her from my Dad, my two little sisters and my baby brother.

I was 7 then, and I got my first camera at age 8. When I got older I saved pocket money, I washed cars, babysat and shopped for pensioners to generate enough money so I could get my photographs printed. I photographed all the other people in my life I loved, my family and my friends. These photographs are priceless because of who was in the frame. I have great memories which flood back the instant I hold the small prints my hands.

I have had the privilege of photographing families in and around South Wales Since 2011.

I plan to record all the joy and love that your family brings to you. Not just your likeness but your magical connections to each other. All those wonderful things that make up your story.

*Lorna X*

*hello baby*

LORNA KNIGHTINGALE  
PHOTOGRAPHY



“I KNEW WHEN I MET YOU, A GRAND  
ADVENTURE WAS ABOUT TO HAPPEN .  
A . A . MILNE

Oh, those chubby dimpled legs, bright-eyed gummy smiles and wispy hair. Those details and the way they find anything you do hilariously funny is magic. Not that long ago, they did not exist in the world, and now you can't imagine a world without them. This adorable milestone is super precious and one we can capture together forever!

# Studio Sessions

These sweet sessions are perfectly designed for babies between 6-10 months old and focus on capturing your baby's new skill of sitting unaided! This is one of my favourite ages to photograph as sessions are always full of smiles, giggles and laughter! Once your baby is strong please contact me and let me know your baby's gender and age so we can get planning.





## **THE SHOOT**

Babies are strong at this age and so I begin all sitter sessions with the baby photographed sitting upright in a prop. After that, then we move on to some tummy time images and then I photograph the baby lying down. As the session ends I will encourage parents to pose individually and together with the baby. It's lovely to end the session with some tickles and kisses.

My experience has taught me that little babies' top energy lasts for the first 45 minutes. So to capture beautiful happy smiley images, I keep this session short unless the baby is happy and vary the poses. It's best to book after your baby's nap time.

## **WHERE & WHEN**

Sessions start from 9.30-3 weekdays at my home studio including parents and baby. I suggest booking a session on location if your baby has siblings.



## *Studio Styling*

I have two real wood backdrop options, dark stained wood and grey painted wood. I also have three seamless paper backdrops in bone, blush or grey. It's good to know what you prefer for the entire session beforehand. Many babies at sitter age crawl a little and love to explore by putting everything in their mouths, so I am careful to select a small number of props for my photoshoots. I adopt a "less is more" style, and it's not prop-heavy: balloons and pretty bowls, bed and chairs rather than large intricate sets. I want the focus to be on your sweet child.

## Cute Clothes

I prefer to see babies' arms, so I ask for short sleeves and rompers without feet as I love to see little feet, knees and legs. It's all part of that cute cubby charm babies have at this age.

When you arrive, we will look at what you have brought and choose something cute. We don't use stripes or character tops like Dora or Disney as these can be dated. I think fitted, simple, and classic for this session looks best.

I will have a backdrop and a few props ready. I always have some outfits for the baby. However, I prefer to photograph them in something you love. We have rompers, hats, headbands, and dresses for studio sitters. Here are few of what we have below. [www.greenberrykids.com](http://www.greenberrykids.com) for inspiration.







# Session Price



## **Creative Session Fee - £150**

Covers my time and talent during and the photo shoot and afterwards editing up to 30 images for you to choose from. You decide what you want to buy when you see your edited images. No digital or printed product are included in the session fee.

Includes:-

- 1-1.5 hour photo session in my cosy home studio near Llantrisant or on location.
- Use of my vintage props that include beautiful blankets, chairs and outfits.
- Pre-session pack with clothing guidance and planner to help your session flow well.
- 10 - 30 hand-edited portraits to select from following your shoot.
- Exclusive and beautiful crafted wall art, frames, prints and digital product options available to purchase following your creative session.

# Outside

## THE BEST TIME TO HAVE A PHOTOSHOOT OUTSIDE.

The ideal time for your photo session is during the golden hour, about 60-90 minutes after sunrise or before sunset, and sunset sessions are my favourite.

However, it is best to work around your child's most awake and lively time. I use an app called sunrise to indicate the time I will shoot. This will vary depending on the season.

Other times are possible if the day is overcast; however, hard light can make you squint and is unflattering on a clear day, so this is why experts recommend photographing when the sun is low in the sky. Sessions can begin at approximately 6.45 am in Spring or 6 pm.



## THE LOCATION

Once I receive your booking, I will send you a link to my location options. I also love to try new places, and I am happy to shoot in your back garden.

Don't worry about the weather, I am flexible, so should it be bad, we will reschedule. I check the forecast a lot beforehand, and I stay in touch.

I also have a what-to-wear guide for you to look at. It helps to know what will make your session look cohesive and make the best of everyone with nobody standing out too much or fading into the background.

# GIFT VOUCHERS

**THE ULTIMATE GIFT** - A gift voucher for a photoshoot makes a beautiful present for a Mum-to-be, husband, wife, partner, or for grandparents who would love some photos of their grandchildren to put up on their walls. Your gift voucher will cover all options; a newborn baby photoshoot, sitter 6-10 months, maternity or a family photoshoot on location.

The minimum amount is £150, covering the cost of a photoshoot and editing 30 images for the recipient to select from. Digital and printed products are not included.

The recipient will see their images for the first time at my home studio. I help them decide how they would like to enjoy their portraits in the future. They can browse all the products available. I create mock-ups of their favourite photographs and showcase them in my products to help them decide. Every customer likes something different.

Vouchers typically cover more than the creative session fee and this surplus credit goes towards their personal choice of product; I find my customers prefer this flexibility over a preselected package. The most popular amount for a voucher is £350 - £500.



## **SPECIAL REOPENING OFFER**

Buy a voucher for £350 or more and the recipient will receive a complimentary 8x10 print, value £80. *\*Offer ends March 20th 2022 non exchangeable.*



## *Perfect Presentation*

Displaying your portraits on the wall for all to enjoy is not only decorative but love affirming and celebratory. It makes us feel safe, happy, loved, and it reminds us of our best days. I think that professional photography is a necessary investment that sometimes gets delayed or forgotten time after time until one day, the little ones have grown up and begun families of their own. I am here to provide for you lasting memories of the fleeting stages in your children's journey to adulthood.

# Viewing & Ordering

Two weeks after your session, your images will be ready.

You will be invited for a viewing and ordering appointment at my home studio, where you will see all of the beautifully edited images from your session.

At this time, you will have the opportunity to purchase your favourite portraits in either digital or printed format. I will help you decide on your favourite images and products and make mock-ups so you can get an idea of what your chosen display product will look like. (Images left - right) Mock up, real product for customer.

Once you have decided on your Collection or À la carte products and made the payment, I will order them and update you on their progress. For orders over £500, you can pay in three instalments. You can collect your order after the final payment.



# Booking


Email or text me to confirm the dates offered are suitable.

Send the session fee via bacs.

I will send a photoshoot planner.

You are welcome to call me on 07779 014 342 to ask questions.

Email me a few images from my instagram or website that you love so I know what you like.




## SECURE YOUR APPOINTMENT

BACS details are as follows - Company: Photography By Lorna Ltd

Bank: Starling Bank | Sort Code: 60-83-71 | Account: 2466 6274

**CREATIVE SESSION FEE - £150**

*Thank You!*



If you would like to see any of the products I have available, you can see some great examples on my Instagram feed at [Lorna\\_Knightingale](#) and also my website.

If you are buying a gift and would like to see them in person, please call me, and we can make an appointment for you to view the samples. In the price list, all underlined sizes are the samples size. These I have in the studio to show you. I don't carry every product in every size, however I do have examples of the most popular ones.

28 LARCH DRIVE CROSS INN CF72 8NL

*[www.photographybylorna.co.uk](http://www.photographybylorna.co.uk)*

*[lorna@photographybylorna.co.uk](mailto:lorna@photographybylorna.co.uk)*

*[facebook.com/photography.by.lorna](https://facebook.com/photography.by.lorna)*

07779 014 342